

CURRICULUM NEWSLETTER

AUTUMN TERM 2 2025

This term in Reception, your child will be participating in some exciting new learning. To get them ready for this and to support you in understanding some of what they will be learning at school, we have collated some ideas for you to enjoy together at home and out and about.

Topics we are learning about:

Autumn Adventures -

This topic helps Reception children explore the changes that happen in autumn, focusing on the cooler weather, falling leaves, and how animals prepare for the winter months. Through outdoor play and sensory activities, children will discover the sights, sounds, and textures of the season. They will also explore how animals get ready for the colder months.



Birthday Bashes and Festive Fun





This topic helps children explore the special celebrations that take place during the autumn and winter seasons, focusing on birthdays and the unique ways people celebrate around the world. Children will learn about the importance and meaning behind different celebrations, including Christmas. As they begin to use their language skills, children will share their own significant celebrations with their class.

Writing—*The Gruffalo* by Julia Donaldson, *Happy Birthday Maisie* by Lucy Cousins and *The Jolly Christmas Postman* by Allan Ahlberg

PHSRE—Valuing Difference


DT—Hibernation Boxes

**Books to read/
listen to and
share:**



Maths:

- Subitising to 5 (automatically recognising the amount of objects up to 5, without having to count them)



- Making different arrangements of numbers within 5 and talk about what they can see, to develop their conceptual subitising skills.

- Connect quantities and numbers to finger patterns and explore different ways of representing numbers on their fingers.



Things to create:

- Autumn artwork using Autumn finds.
- Stick creations
- Gruffalo Crumble!



Gruffalo Crumble

"Gruffalo crumble!" the Gruffalo said. And quick as the wind he turned and fled. This recipe is designed for adults to follow, but children can help too when you see a JOIN IN! Gruffalo page.

What to do:

- Preheat the oven to 180°C/Gas Mark 4.
- Peel and core the apples, then chop them into bite-size pieces.
- Put the chopped apples and blackberries in a large mixing bowl. Save a handful of blackberries for later.
- Add the cinnamon, caster sugar and apple juice and give everything a good stir.
- Tip the fruit mixture into the baking dish.
- Cut the butter into small cubes of around 1cm.
- Put the butter in the other large mixing bowl and add the flour.
- Use your fingers to rub the butter and flour together until the mixture looks like crumbs.
- Stir in the oats and brown sugar.
- Sprinkle the mixture over the fruit in the baking dish. Try and cover it as evenly as you can.
- Stick the remaining blackberries into the top of the crumble to decorate.
- Cook for 40 minutes.

Tips, Tricks and Twists

- It's best to use cold butter for this recipe – warm butter can easily become a dough rather than the crumbs you need.
- Why not try different fruits for the filling, like pear, peach or blueberries – or even a mixture.
- Gruffalo Crumble is best served hot. For an extra treat, you could eat it with ice cream or custard.

You will need:

- 3 eating apples
- 1 teaspoon cinnamon
- 1 tablespoon caster sugar
- 1 tablespoon apple juice
- 300g blackberries
- 75g unsalted butter
- 100g plain flour
- 50g oats
- 50g brown sugar
- Two large mixing bowls
- A baking dish (about 15 x 20cm)

Makes 6 helps

MACMILLAN Children's Books

The blackberries on top look just like the Gruffalo's prickles!

These recipes are just a taste of Gruffalo Crumble and Other Recipes – for more simple meals, healthy snacks and sweet treats, get your own copy of the fun-packed cookery book! With twenty-four delicious recipes from the deep dark wood, it's a great way to introduce Gruffalo fans to cooking and baking!

The Gruffalo Crumble Book

Places to visit:

- Go on an Autumn walk in a local park or woods.
- The Gruffalo Trail at Horsenden Hill, Perivale
- The Post box or Post Office to post a letter to Santa or a Christmas Card or gift to someone you know.



Websites to explore

- <https://www.littlewandle.org.uk/resources/for-parents/>
- <https://www.bbc.co.uk/cbeebies/games/numberblocks-make-and-play>
- <https://www.gruffalo.com/activities/?filter=gruffalo>

Research to carry out:

- What is hibernation?
- What is a habitat?
- What sort of habitats are there?
- What animals live in woodland habitats?
- What animals come out at night?
- What do we call these types of animals?
- What animals come out in the day?
- What do we call these animals?
- What celebrations are special to me? - **Please bring in and share photos of these celebrations for circle time!**
- How do we send a letter? What happens when we put a letter in the post box?

Key Vocabulary to learn:

- Autumn, seasons, habitat, hibernation, nocturnal, diurnal, post worker, post office, post box, mail, letters, postcards, celebration, religious festival.

Important dates to remember:

| Date | Event |
|-------------------------|--|
| TBC | Gruffalo Experience Day |
| Wednesday 19th November | Phonics Workshop for RECEPTION parents - 2.30pm |
| Wednesday 26th November | Parents Evening– School and Nursery closes 1pm |
| Wednesday 10th December | EYFS (Reception and Nursery) Christmas Sing-along Show at 9.30am and 2.30pm—wear Christmas jumpers/clothes |
| Friday 12th December | Christmas Jumper Day and Christmas Lunch |
| Friday 19th December | 1.30pm finish for school (Nursery closed all day) |



